

# What Superintendents Need to Know Now: School Start Window

**Angel Lozano**  
**Strategic Data Performance Coach**



Clear Brook  
Versus  
Dickinson



Summer Creek  
Versus  
Channelview



Eisenhower  
Versus  
Davis



Milby  
Versus  
Galena Park



Klein Oak  
Versus  
Klein Forest



Santa Fe  
Versus  
FB Marshall



Spring  
Versus  
Westfield



Baytown Lee  
Versus  
Texas City



La Porte  
Versus  
Friendswood



Hargrave  
Versus  
Liberty



Tarkington  
Versus  
Crockett



Hempstead  
Versus  
Thorndale



South Houston  
Versus  
Alvin



Alief Hastings  
Versus  
Alief Elsik



**REGION 4**  
— EDUCATION SERVICE CENTER —

# What To Know: School Start Window

## Timeframe

Last Friday in  
September

## Data Reporting Requirements

Report key  
enrollment statuses,  
leaver codes, and  
other essential data

## Compliance and Accuracy

Verifying accurate  
and complete data

## Leaver Codes and Underreported Students

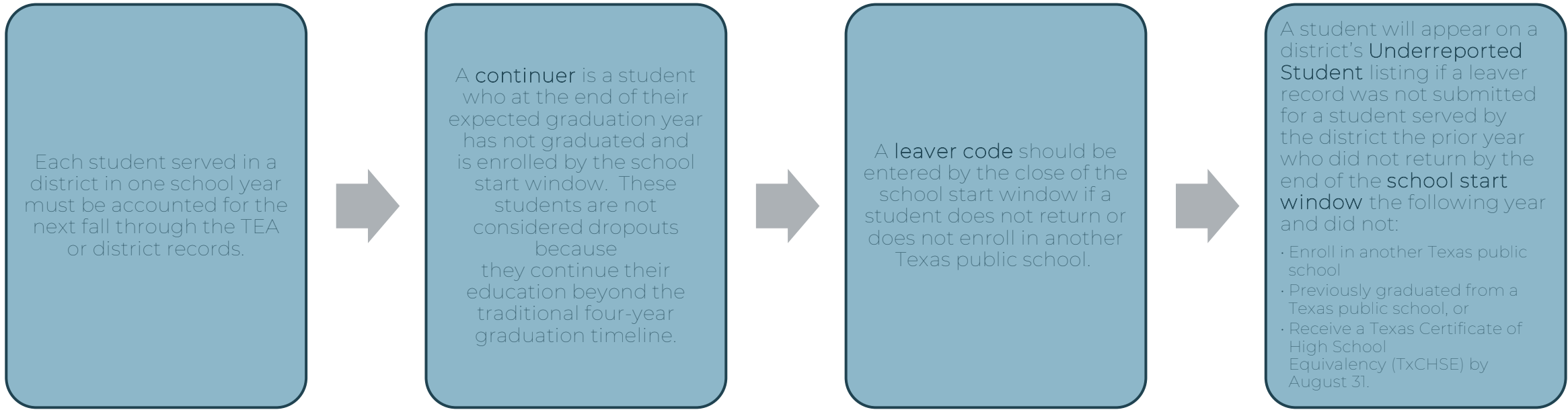
Identify students  
previously enrolled  
who did not return.

Enter appropriate  
leaver codes to avoid  
underreported

Encourage  
continuers to re-  
enroll

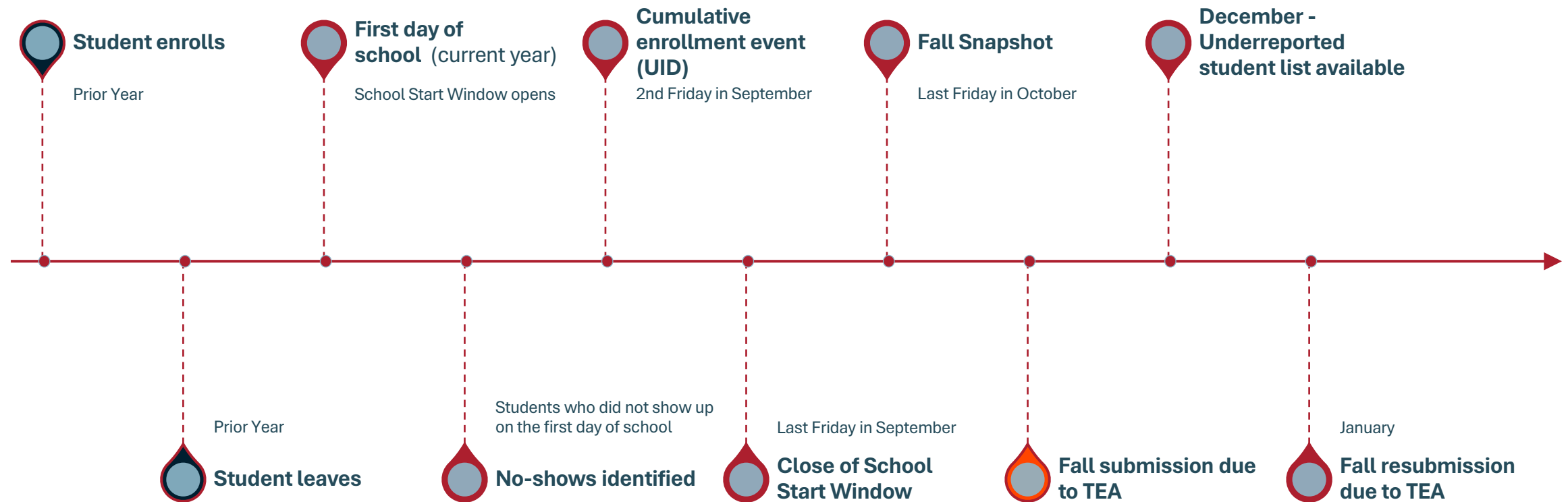
## Impact on Accountability

Data can influence  
graduation rates,  
dropout rates, data  
validation reporting



Status	Definition	Included in longitudinal rates?
Graduated	Graduated by August 31, 2024 (including IGC graduate coding)	Yes
Continuer	Enrolled by September 27, 2024 <sup>a</sup>	Yes
TxCHSE recipient	Received TxCHSE by August 31, 2024	Yes
Dropout	Dropped Out	Yes
Other leaver	Left for reasons other than graduating or dropping out (i.e. homeschool, private school, etc.)	No
Underreported	No record received (record not reported by school start window)	No
Student ID error	Cannot track student from year to year because of errors in identification information	No
<sup>a</sup> The school-start window ends the last Friday in September.		

# Timeline of Student Leaver Verification



# Graduation Rates and Accountability

Graduation rates are included in the A—F accountability system and the Results-Driven Accountability System.

- The Student Achievement Domain uses the best of the four-year, five-year, or six-year **state graduation rate**.
- The Closing the Gaps Domain uses the four-year **federal graduation rate**.
- The four-year **federal graduation rate** is evaluated in RDA.
- The **annual dropout rate** (7-12) is also evaluated in RDA for each program.

## Student Achievement Domain

STAAR Performance

College, Career, and Military Readiness

**Graduation Rates**

## School Progress Domain

Part A: Academic Growth

Part B: Relative Performance

## Closing the Gaps

Academic Achievement

English Language Proficiency

College, Career and Military Readiness

**Graduation Rates**

## Results-Driven Accountability

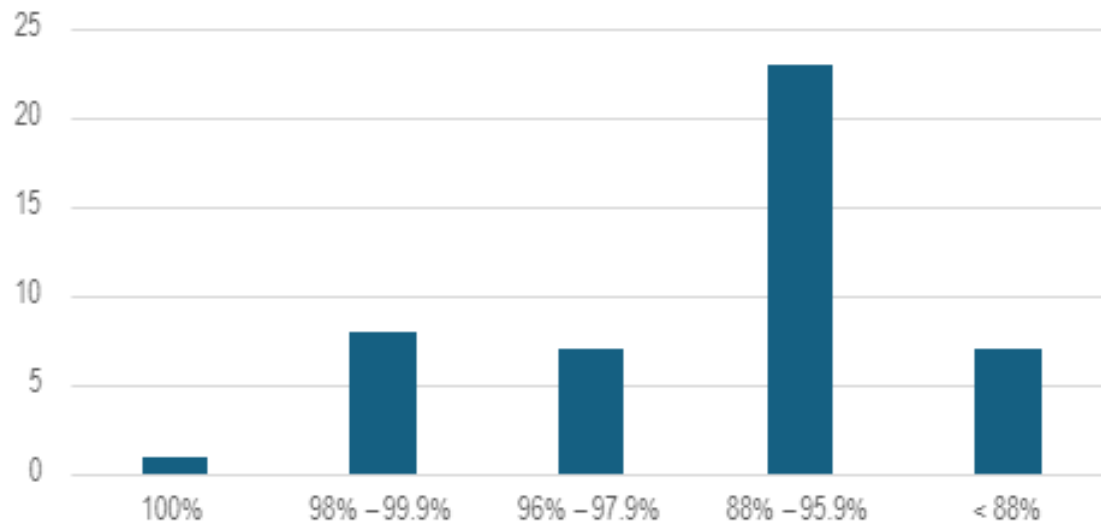
**Bilingual/ESL**

**Other Student Populations**

**Special Education**

# Region 4 by the Numbers: Graduation Rate

Class of 2023 Four –Year Graduation Rates  
Region 4 Districts



Region 4  
89.6%

State  
90.3%

The longitudinal graduation rate includes the percentage of graduates in a class (cohort).

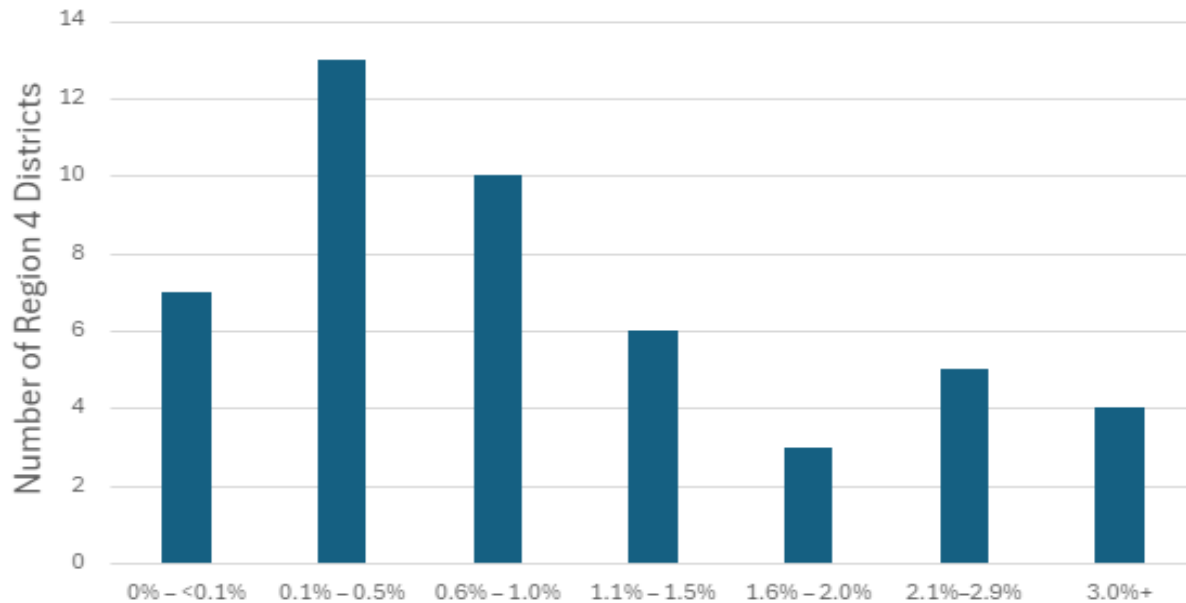
## Graduation Rate:

$$\frac{\text{Graduates}}{\text{Graduates} + \text{Continuers} + \text{TxCHSE Recipients} + \text{Dropouts}}$$

Status	Definition
Graduated	Graduated by August 31, 2024 (including IGC graduate coding)
Continuer	Enrolled by September 27, 2024 <sup>a</sup>
TxCHSE recipient	Received TxCHSE by August 31, 2024
Dropout	Dropped Out

# Region 4 by the Numbers

2022–23 Grade 7th–12th Annual Dropout Rates  
Region 4 Districts



Region 4  
2.1%

State  
2.0%

The **annual dropout rate** is the percentage of students who drop out of school during one school year.

There are three annual dropout rates:

- Grades 7—8
- Grades 9—12
- Grades 7—12

$$\frac{\text{number of students who dropped out during the school year}}{\text{number of students enrolled during the school year}}$$



# 2023 Graduation

## Graduation Rate:

Graduates

Graduates + Continuers + TxCHSE Recipients + Dropouts

		Status	Definition	Included in longitudinal rates?
Cohort	Class	Graduated	Graduated by August 31, 2023	Yes
		Continuer	Enrolled by September 29, 2023 <sup>a</sup>	Yes
		TxCHSE recipient	Received TxCHSE by August 31, 2023	Yes
		Dropout	Dropped Out	Yes
		Other leaver	Left for reasons other than graduating or dropping out (i.e. homeschool, private school, etc.)	No
		Underreported	No record received (record not reported by school start window)	No
		Student ID error	Cannot track student from year to year because of errors in identification information	No
<sup>a</sup> The school-start window ends the last Friday in September.				



# Four-Year Federal

## Graduation Rate:

Graduates

Graduates + Continuers + TxCHSE Recipients + Dropouts

### Federal Rate

*Closing the Gaps And RDA*

**Table 1**  
**Grade 9 Four-Year Longitudinal Graduation and Dropout Rates, Class of 2023,**  
**Dallas ISD, District Number 057905,**  
**Dallas County**

Class	-Graduated-		-Continued-		-Received TxCHSE-		-Dropped out-		-Graduated, continued, or received TxCHSE-	
	Number	Rate (%)	Number	Rate (%)	Number	Rate (%)	Number	Rate (%)	Number	Rate (%)
10,062	8,187	81.4	377	3.7	17	0.2	1,481	14.7	8,581	85.3

Note. A '-1' indicates data are not reported to protect student anonymity in cases where student counts are small. A dot (.) indicates there were no students in the group.

**Table 2**  
**Grade 9 Four-Year Longitudinal Graduation and Dropout Rates, Class of 2023,**  
**Calculated with Statutory Exclusions Applied for State Accountability,**  
**Dallas ISD, District Number 057905,**  
**Dallas County**

Class	-Graduated-		-Continued-		-Received TxCHSE-		-Dropped out-		-Graduated, continued, or received TxCHSE-	
	Number	Rate (%)	Number	Rate (%)	Number	Rate (%)	Number	Rate (%)	Number	Rate (%)
9,799	8,091	82.6	315	3.2	16	0.2	1,377	14.1	8,422	85.9

Note. A '-1' indicates data are not reported to protect student anonymity in cases where student counts are small. A dot (.) indicates there were no students in the group.

### State Rate

*Student Achievement*  
*(Best of four-year, five-year, or six-year)*

# Graduation Summary



## Class of 2023 District Graduation Summary for Dallas ISD, District Number 057905

In 2019-20, there were **11,676** brand new ninth graders<sup>a</sup> in our district. In spring 2023, you would want to see **11,676** students wearing caps and gowns, right?

Our community's expectation is that most of our new Grade 9 students from 2019-20 will be high school graduates in 2022-23. However, over the next three years, students moved in, and students moved out. We expected the students who moved in, if they started Grade 9 at the same time as the rest of our Grade 9 students, to graduate in spring 2023 as the class of 2023.

Over the next three years, **1,868** students from the class of 2023 left us and enrolled in other Texas districts. Over that same time, **1,198** students joined our district and became part of the class of 2023.

Adjusting for students who left and who came in, you would expect **11,006** students to have graduated in spring 2023. Did they?

By spring 2023, **8,187** students had graduated from our district. What happened to the other **2,819** students?

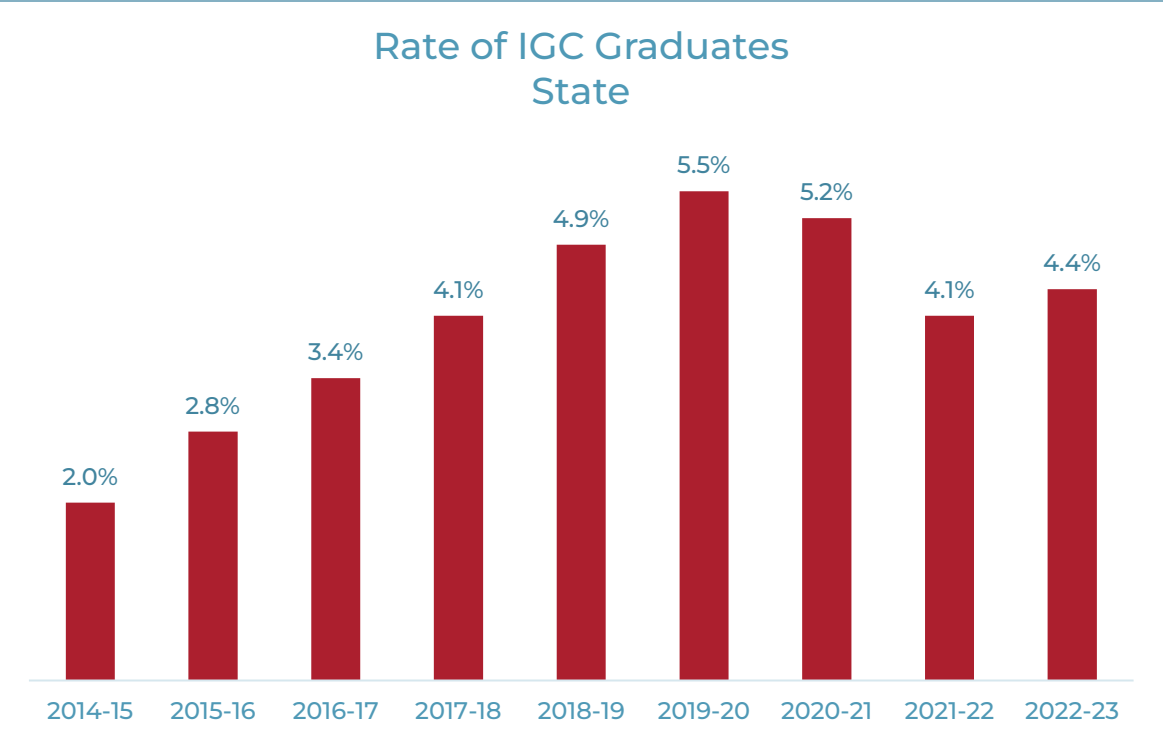
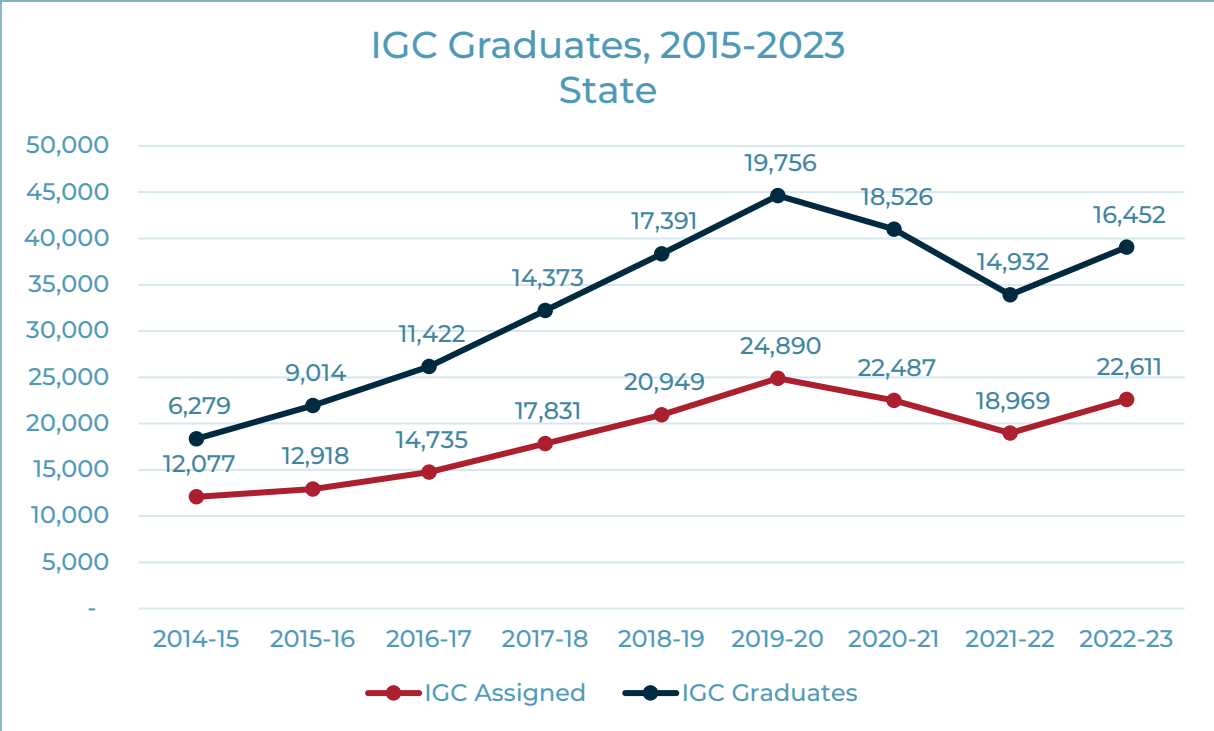
**Three hundred seventy-seven** students were still attending school in our district, and the rest had left our district. Where did the other **2,442** students go?

- **821** students left our district for other reasons; of these,
  - 317 enrolled in schools in other states;
  - 58 began home schooling;
  - 327 returned to their home countries;
  - 90 enrolled in Texas private schools;
  - 0 were attending and were withdrawn when the district discovered that the student was not entitled to enrollment in the district;
  - 0 enrolled in college early to pursue a degree;
  - 6 were removed by Child Protective Services;
  - 19 died;
  - 3 had earned a high school equivalency certificate outside of Texas while not enrolled in Texas public schools;
  - 1 were graduates from outside Texas who entered Texas public schools and left;
  - 0 enrolled in a university high school diploma program;
  - 0 were expelled for criminal behavior and could not return;
  - 0 were graduates from another state under provisions of the Interstate Compact on Educational Opportunity for Military Children;
- **19** students earned Texas Certificates of High School Equivalency (TxCHSE);
- **1,486** students dropped out; and
- **116** students were unable to be tracked in the system because of possible reporting errors.

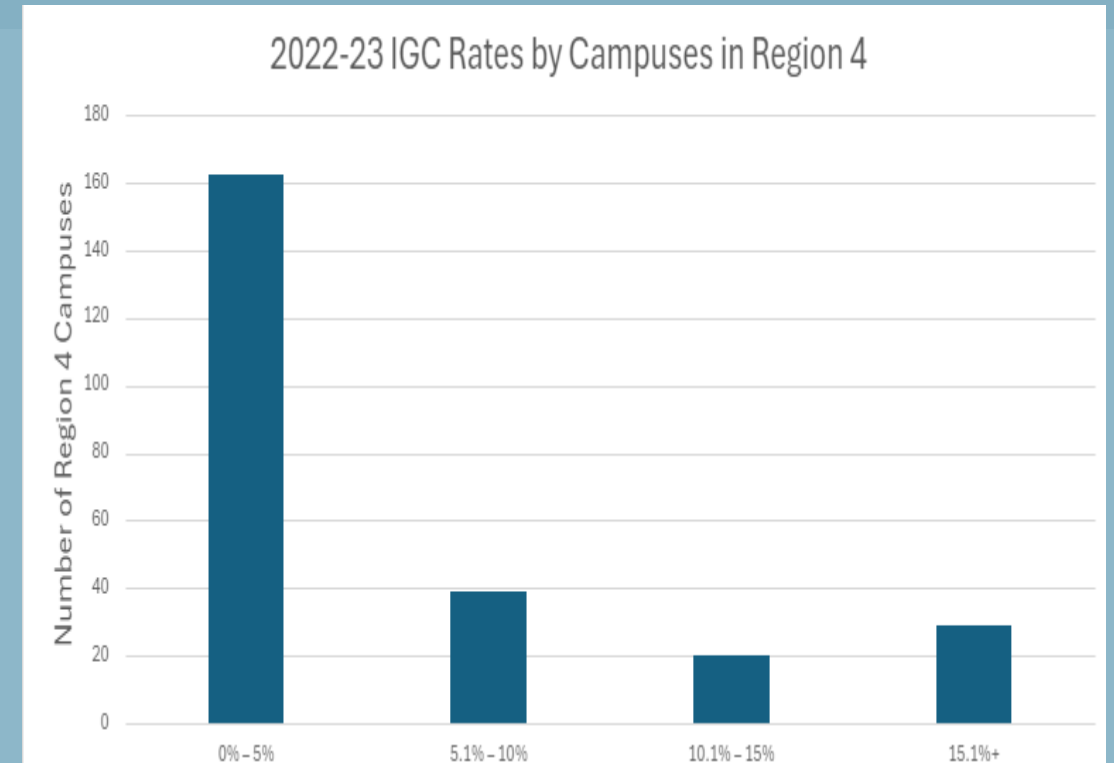
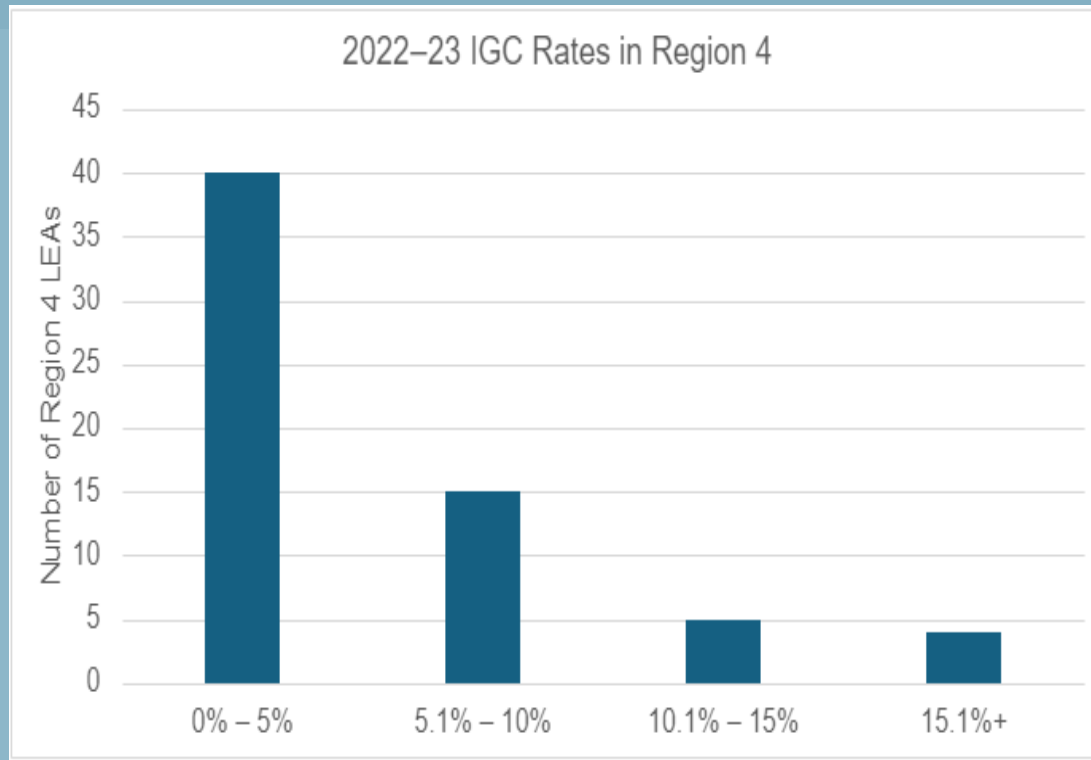
These students are in  
the class and cohort

These students are in  
the cohort

# State Individual Graduation Committee (IGC) Rates



# Region 4 by the Numbers: IGC



Region 4  
5.4%

State  
4.4%

# Individual Graduation Committee

Consider implementing IGC best practices



If not in compliance, TEA recommends implementing any corrective actions or improvements to current IGC policies or procedures for the 2024-2025 school year.



SDRU will continue to issue compliance reviews related to IGCs with the expectation that all LEAs will be in compliance by the start of the 2024-2025 school year.

Texas Education Code §29.003(a)(15), permits the commissioner to authorize a special investigation to be conducted when 10 percent or more of the students graduating in a particular school year from a particular high school campus are awarded a diploma based on the determination of an individual graduation committee.

If a campus is identified as not following IGC requirements and is graduating students who have not met graduation requirements, these data could also impact the state accountability system (TEC §39.003(a)(14)).



# Thank you!

Angel Lozano  
Strategic Data Performance Coach  
Texas Strategic Leadership  
[Angel.Lozano@esc4.net](mailto:Angel.Lozano@esc4.net) | 713.744.6596